



Broadband in Rhode Island


Framing for the NECPUC 2021 Conference

October 28, 2021

**RHODE
ISLAND**
COMMERCE

Overall RI Broadband Ranking: 37

Infrastructure ^

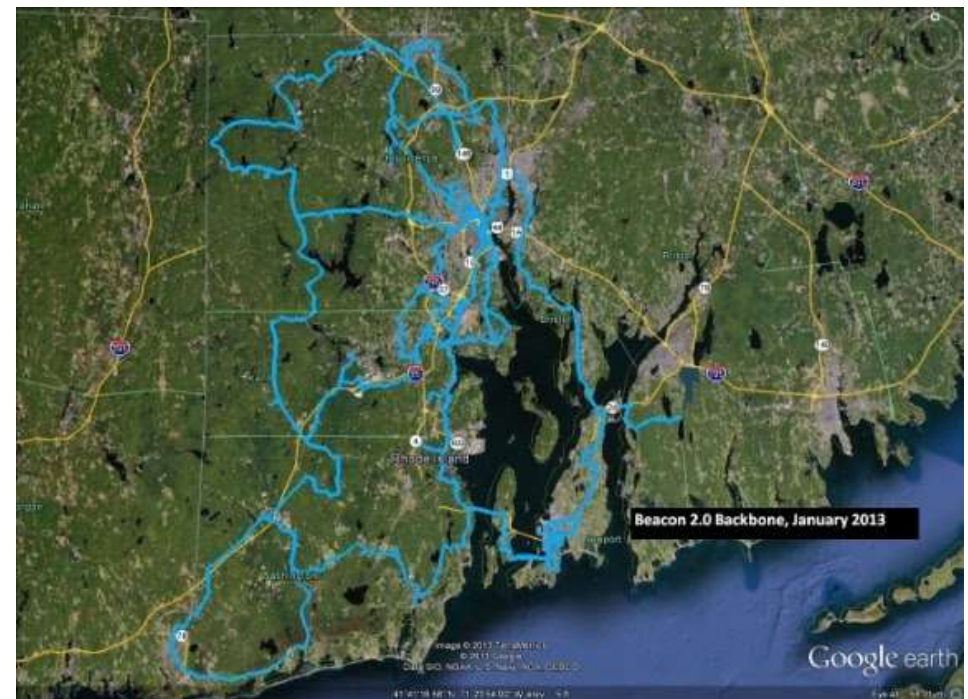
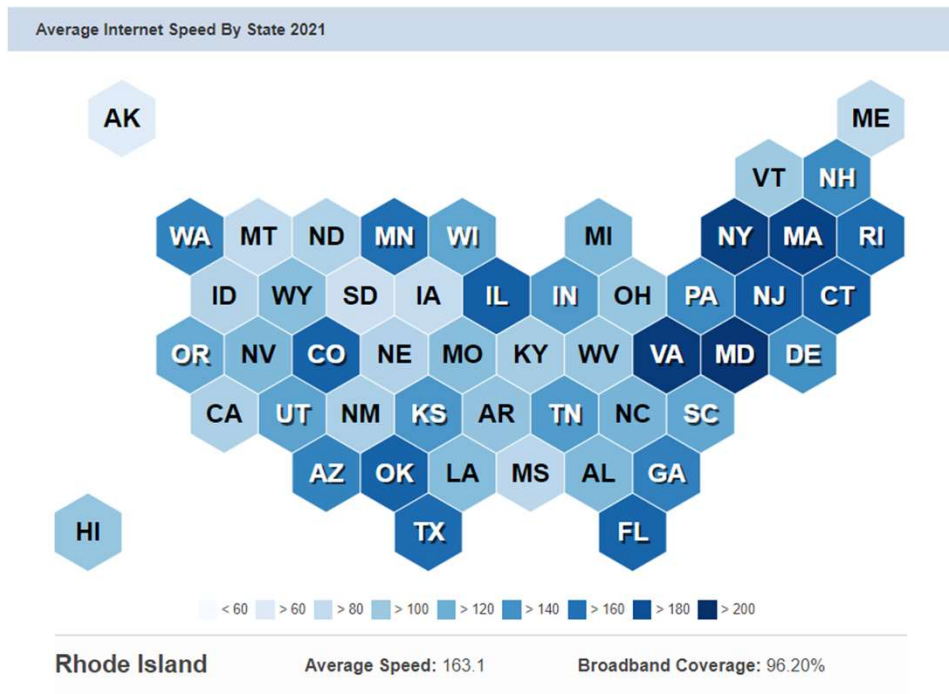
RANKING	ATTRIBUTES
 <p>#49</p> <p>Rank</p>	Energy #45
	Internet Access #37
	Transportation #50

[SEE FULL INFRASTRUCTURE RANKINGS »](#)

Access in Rhode Island: The Good

Robust “middle mile”: 96% of Rhode Islanders live near high-speed broadband

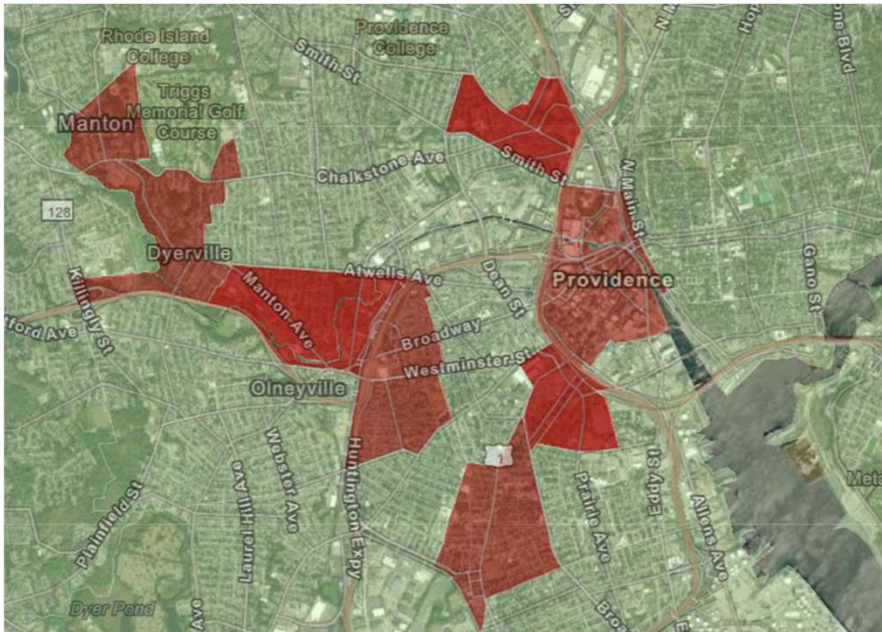
RI ranks 11th in Average Internet Download Speeds – well over federal minimum threshold



Access in Rhode Island: The Bad

20% of Rhode Islanders lack in-home internet (often due to affordability issues)

45% of Rhode Islanders live in Census Blocks receiving speeds UNDER the new federal minimum threshold



Combined Findings Statewide

	Unified Speed Rating	Populated Square Miles	Households	
Unserviced by FCC standard	1	< 10/1	2%	3,391
	2	>=10/1 < 25/3	3%	7,753
Underserved by new Federal standards	3	>=25/3 < 50/10	9%	38,240
	4	>=50/10 <100/20	36%	141,633
	5	>= 100/20 < 200/50	28%	178,326
	6	>= 200/50 < 200/200	4%	40,985
	7	>= 200/200	2%	12,289



Based on Ookla® Speedtest Intelligence® data from consumer-initiated tests for the period of January 2020 through August 2021

30 September 2021



Where Do We Go From Here?

Phase 1

- ✓ Mapping
 - ✓ Hone understanding of resources
 - ✓ Spotlight specific gaps
- ✓ Planning
 - ✓ Technical Builds
 - ✓ Target areas/demographics/use cases
 - ✓ Cost estimates
 - ✓ Programs
 - ✓ Device access
 - ✓ Digital literacy
- ✓ Partnerships & Funding

Open Questions

- ✓ State goal
- ✓ Role of the State
 - ✓ Unregulated market
 - ✓ Management & governance
 - ✓ Infrastructure vs access vs affordability vs adoption
- ✓ Learning from the past and others
 - ✓ Ownership and ongoing operation
 - ✓ One-time federal funding infusion



Daniela Fairchild

Director of Operations and Special Projects, RI Commerce Corporation

Daniela.Fairchild@commerceri.com